

A close-up photograph of a metal pipe, showing its circular cross-section and textured surface. The pipe is set against a vibrant green background that has a soft, glowing effect around the pipe's edge. The lighting highlights the metallic texture and the smooth interior of the pipe.

ATUSA

ACESSÓRIOS
ACERO

ACCESORIOS DE **ACERO**

ATUSA se ha convertido también en un proveedor de referencia en la familia del acero.

Entendemos que hierro y acero son productos afines y, por tanto, deben ir de la mano. Estamos presentes en el mundo del acero con una gama de producto en constante crecimiento.



ACCESORIOS PARA SOLDAR - NORMA EN

CURVA 3D EN 10253-1 - ACERO S235

DIMENSIONES		45°		90°		90° GALVA.		90° CON SOLDADURA		180°	
Ø	Ø EXT. x ESPESOR mm.	COD.	€	COD.	€	COD.	€	COD.	€	COD.	€
1/2"	21,3 x 2,0	C3450021		C3XXXX21		C3GXX21				C3180021	
3/4"	26,9 x 2,3	C3450027		C3XXXX27		C3GXX27		C3HXX27		C3180027	
1"	33,7 x 2,6	C3450033		C3XXXX33		C3GXX33		C3HXX33		C3180033	
	38,0 x 2,6			C3XXXX38							
1 1/4"	42,4 x 2,6	C3450042		C3XXXX42		C3GXX42		C3HXX42		C3180042	
	44,5 x 2,6			C3XXXX44							
1 1/2"	48,3 x 2,6	C3450048		C3XXXX48		C3GXX48		C3HXX48		C3180048	
	* 51,0 x 2,6			C3XXXX51							
	54,0 x 2,6			C3XXXX54							
	57,0 x 2,9			C3XXXX57							
2"	60,3 x 2,9	C3450060		C3XXXX60		C3GXX60		C3HXX60		C3180060	
	70,0 x 2,9			C3XXXX70		C3GXX70					
2 1/2"	76,1 x 2,9	C3450076		C3XXXX76		C3GXX76		C3HXX76		C3180076	
3"	88,9 x 3,2	C3450089		C3XXXX89		C3GXX89		C3HXX89		C3180089	
3 1/2"	101,6 x 3,6	C3450101		C3XXX101		C3GXX101		C3HXX101		C3180101	
	108,0 x 3,6			C3XXX108		C3GXX108					
4"	114,3 x 3,6	C3450114		C3XXX114		C3GXX114		C3HXX114		C3180114	
	133,0 x 4,0			C3XXX133		C3GXX133					
5"	139,7 x 4,0	C3450139		C3XXX139		C3GXX139		C3HXX139		C3180139	
	159,0 x 4,5			C3XXX159		C3GXX159					
6"	168,3 x 4,5	C3450168		C3XXX168		C3GXX168		C3HXX168		C3180168	
7"	193,7 x 5,6			C3XXX193							
8"	219,1 x 6,3	C3450219		C3XXX219		C3GXX219					
	244,5 x 6,3			C3XXX244							
10"	273,0 x 6,3	C3450273		C3XXX273		C3GXX273					
12"	323,9 x 7,1	C3450324		C3XXX324							
14"	355,6 x 8,0	C3450355		C3XXX355							
16"	406,4 x 8,8	C3450406		C3XXX406							
18"	* 457,2 x 9,53			C3XXX457							
20"	* 508,0 x 9,53			C3XXX508							
24"	* 609,6 x 9,53			C3XXX609							

* No corresponden a la Norma EN 10253



CURVA 5D EN 10253-1 - ACERO S235

DIMENSIONES		45°		90°		90° GALVA.		180°	
Ø	Ø EXT. x ESPESOR mm.	COD.	€	COD.	€	COD.	€	COD.	€
1/2"	21,3 x 2,0	C5450021		C5XXXX21					
3/4"	26,9 x 2,3	C5450027		C5XXXX27		C5GXXX27		C5180027	
1"	33,7 x 2,6	C5450033		C5XXXX33		C5GXXX33		C5180033	
1 1/4"	42,4 x 2,6	C5450042		C5XXXX42		C5GXXX42		C5180042	
1 1/2"	48,3 x 2,6	C5450048		C5XXXX48		C5GXXX48		C5180048	
2"	60,3 x 2,9	C5450060		C5XXXX60		C5GXXX60		C5180060	
	70,0 x 2,9			C5XXXX70					
2 1/2"	76,1 x 2,9	C5450076		C5XXXX76		C5GXXX76		C5180076	
3"	88,9 x 3,2	C5450089		C5XXXX89		C5GXXX89		C5180089	
3 1/2"	101,6 x 3,6	C5450101		C5XXX101					
	108,0 x 3,6			C5XXX108					
4"	114,3 x 3,6	C5450114		C5XXX114		C5GXX114		C5180114	
	133,0 x 4,0			C5XXX133					
5"	139,7 x 4,0			C5XXX139		C5GXX139			
	159,0 x 4,5			C5XXX159					
6"	168,3 x 4,5			C5XXX168		C5GXX168			
8"	219,1 x 6,3			C5XXX219		C5GXX219			
10"	273,0 x 6,3			C5XXX273		C5GXX273			
12"	323,9 x 7,1			C5XXX324					


CAP EN 10253-1 - ACERO S235

Ø	Ø EXT. mm.	ESPEJOR mm.	COD.	€
3/4"	* 26,9	2,3	CCXXXX27	
1"	33,7	2,6	CCXXXX34	
1 1/4"	42,4	2,6	CCXXXX42	
1 1/2"	48,3	2,6	CCXXXX48	
2"	60,3	2,9	CCXXXX60	
	70,0	2,9	CCXXXX70	
2 1/2"	76,1	2,9	CCXXXX76	
3"	88,9	3,2	CCXXXX89	
3 1/2"	101,6	3,6	CCXXX101	
	108,0	3,6	CCXXX108	
4"	114,3	3,6	CCXXX114	
	133,0	4,0	CCXXX133	

Ø	Ø EXT. mm.	ESPEJOR mm.	COD.	€
5"	139,7	4,0	CCXXX140	
	159,0	4,5	CCXXX159	
6"	168,3	4,5	CCXXX168	
7"	193,7	5,6	CCXXX193	
8"	219,1	6,3	CCXXX219	
	244,5	6,3	CCXXX245	
10"	273,0	6,3	CCXXX273	
12"	323,9	7,1	CCXXX324	
14"	355,6	8,0	CCXXX356	
16"	406,4	8,8	CCXXX406	
18"	* 457,0	8,0	CCXXX457	
20"	* 508,0	8,0	CCXXX508	
24"	* 610,0	8,0	CCXXX610	

* No corresponden a la Norma EN 10253


TE EN 10253-1 - ACERO S235

Ø	Ø EXT. mm.	ESPEJOR mm.	COD.	€
1/2"	21,3	2,0	CTDXXX21	
3/4"	26,9	2,3	CTDXXX27	
1"	33,7	2,6	CTDXXX33	
1 1/4"	42,4	2,6	CTDXXX42	
1 1/2"	48,3	2,6	CTDXXX48	
2"	60,3	2,9	CTDXXX60	
2 1/2"	76,1	2,9	CTDXXX76	
3"	88,9	3,2	CTDXXX89	
3 1/2"	101,6	3,6	CTDXXX101	

Ø	Ø EXT. mm.	ESPEJOR mm.	COD.	€
4"	114,3	3,6	CTDXX114	
5"	139,7	4,0	CTDXX139	
6"	168,3	4,5	CTDXX168	
8"	219,1	6,3	CTDXX219	
10"	273,0	6,3	CTDXX273	
12"	323,9	7,1	CTDXX323	
14"	355,6	8,0	CTDXX355	
16"	406,4	8,8	CTDXX406	



REDUCCIÓN CONCÉNTRICA EN 10253-1 FORMA 2 - ACERO S235

Ø	Ø EXT. mm.	ESPESOR mm.	COD.	€
3/4" x 1/2"	26,9 x 21,3	2,3 - 2,0	CRXX2721	
1" x 1/2"	33,7 x 21,3	2,6 - 2,0	CRXX3321	
1" x 3/4"	33,7 x 26,9	2,6 - 2,3	CRXX3327	
1 1/4" x 1/2"	42,4 x 21,3	2,6 - 2,0	CRXX4221	
1 1/4" x 3/4"	42,4 x 26,9	2,6 - 2,3	CRXX4227	
1 1/4" x 1"	42,4 x 33,7	2,6 - 2,6	CRXX4233	
1 1/2" x 1/2"	* 48,3 x 21,3	2,6 - 2,0	CRXX4821	
1 1/2" x 3/4"	48,3 x 26,9	2,6 - 2,3	CRXX4827	
1 1/2" x 1"	48,3 x 33,7	2,6 - 2,6	CRXX4833	
1 1/2" x 1 1/4"	48,3 x 42,4	2,6 - 2,6	CRXX4842	
2" x 3/4"	* 60,3 x 26,9	2,9 - 2,3	CRXX6027	
2" x 1"	60,3 x 33,7	2,9 - 2,6	CRXX6033	
2" x 1 1/4"	60,3 x 42,4	2,9 - 2,6	CRXX6042	
2" x 1 1/2"	60,3 x 48,3	2,9 - 2,6	CRXX6048	
2 1/2" x 1"	* 76,1 x 33,7	2,9 - 2,6	CRXX7633	
2 1/2" x 1 1/4"	76,1 x 42,4	2,9 - 2,6	CRXX7642	
2 1/2" x 1 1/2"	76,1 x 48,3	2,9 - 2,6	CRXX7648	
2 1/2" x 2"	76,1 x 60,3	2,9 - 2,9	CRXX7660	
3" x 1 1/4"	* 88,9 x 42,4	3,2 - 2,6	CRXX8942	
3" x 1 1/2"	88,9 x 48,3	3,2 - 2,6	CRXX8948	
3" x 2"	88,9 x 60,3	3,2 - 2,9	CRXX8960	
3" x 2 1/2"	88,9 x 76,1	3,2 - 2,9	CRXX8976	
3 1/2" x 2"	* 101,6 x 60,3	3,6 - 2,9	CRX10160	
3 1/2" x 2 1/2"	* 101,6 x 76,1	3,6 - 2,9	CRX10176	
3 1/2" x 3"	* 101,6 x 88,9	3,6 - 3,2	CRX10189	
	* 108,0 x 60,3	3,6 - 2,9	CRX10860	
	* 108,0 x 76,1	3,6 - 2,9	CRX10876	
	* 108,0 x 88,9	3,6 - 3,2	CRX10889	
4" x 1 1/2"	* 114,3 x 48,3	3,6 - 2,6	CRX11448	
4" x 2"	114,3 x 60,3	3,6 - 2,9	CRX11460	
4" x 2 1/2"	114,3 x 76,1	3,6 - 2,9	CRX11476	
4" x 3"	114,3 x 88,9	3,6 - 3,2	CRX11489	
4" x 3 1/2"	* 114,3 x 101,6	3,6 - 3,6	CR114101	
	* 133,0 x 76,1	4,0 - 2,9	CRX13376	
	* 133,0 x 88,9	4,0 - 3,2	CRX13389	
	* 133,0 x 101,6	4,0 - 3,6	CR133101	
	* 133,0 x 108,0	4,0 - 3,6	CR133108	
	* 133,0 x 114,3	4,0 - 3,6	CR133114	

Ø	Ø EXT. mm.	ESPESOR mm.	COD.	€
5" x 2"	* 139,7 x 60,3	4,0 - 2,9	CRX13960	
5" x 2 1/2"	139,7 x 76,1	4,0 - 2,9	CRX13976	
5" x 3"	139,7 x 88,9	4,0 - 3,2	CRX13989	
5" x 3 1/2"	* 139,7 x 101,6	4,0 - 3,6	CR139101	
	* 139,7 x 108,0	4,0 - 3,6	CR139108	
5" x 4"	139,7 x 114,3	4,0 - 3,6	CR139114	
	* 159,0 x 88,9	4,5 - 3,2	CRX15989	
	* 159,0 x 108,0	4,5 - 3,6	CR159108	
	* 159,0 x 114,3	4,5 - 3,6	CR159114	
	* 159,0 x 133,0	4,5 - 4,0	CR159133	
	* 159,0 x 139,7	4,5 - 4,0	CR159139	
6" x 2 1/2"	* 168,3 x 76,1	4,5 - 2,9	CRX16876	
6" x 3"	168,3 x 88,9	4,5 - 3,2	CRX16889	
6" x 4"	168,3 x 114,3	4,5 - 3,6	CR168114	
6" x 5"	168,3 x 139,7	4,5 - 4,0	CR168139	
	* 193,7 x 114,3	5,6 - 3,6	CR193114	
	* 193,7 x 133,0	5,6 - 4,0	CR193133	
	* 193,7 x 159,0	5,6 - 4,5	CR193159	
	* 193,7 x 168,3	5,6 - 4,5	CR193168	
8" x 4"	219,1 x 114,3	6,3 - 3,6	CR219114	
	* 219,1 x 133,0	6,3 - 4,0	CR219133	
8" x 5"	219,1 x 139,7	6,3 - 4,0	CR219139	
	* 219,1 x 159,0	6,3 - 4,5	CR219159	
8" x 6"	219,1 x 168,3	6,3 - 4,5	CR219168	
10" x 5"	273,0 x 139,7	6,3 - 4,0	CR273139	
10" x 6"	273,0 x 168,3	6,3 - 4,5	CR273168	
10" x 8"	273,0 x 219,1	6,3 - 6,3	CR273219	
12" x 6"	323,9 x 168,3	7,1 - 4,5	CR323168	
12" x 8"	323,9 x 219,1	7,1 - 6,3	CR323219	
12" x 10"	323,9 x 273,0	7,1 - 6,3	CR323273	
14" x 8"	355,6 x 219,1	8,0 - 6,3	CR355219	
14" x 10"	355,6 x 273,0	8,0 - 6,3	CR355273	
14" x 12"	355,6 x 323,9	8,0 - 7,1	CR355323	
16" x 10"	406,4 x 273,0	8,8 - 6,3	CR406273	
16" x 12"	406,4 x 323,9	8,8 - 7,1	CR406323	
16" x 14"	406,4 x 355,6	8,8 - 8,0	CR406355	

* No corresponden a la Norma EN 10253

**ACCESORIOS PARA SOLDAR - NORMA ASTM
CURVA ASTM A-234 WPB - ASME B 16.9**


DIMENSIONES		STD								XS					
		RADIO LARGO						RADIO CORTO		RADIO LARGO				RADIO CORTO	
		90°		45°		180°		90°		90°		45°		90°	
Ø	Ø EXT. mm.	COD.	€	COD.	€	COD.	€	COD.	€	COD.	€	COD.	€	COD.	€
1/2"	21,3	CSTL900M		CSTL450M						CXSL900M		CXSL450M			
3/4"	26,7	CSTL900T		CSTL450T						CXSL900T		CXSL450T			
1"	33,4	CSTL9001		CSTL4501					CSTS9001		CXSL9001		CXSL4501		CXSS9001
1 1/4"	42,2	CSTL901C		CSTL451C					CSTS901C		CXSL901C		CXSL451C		CXSS901C
1 1/2"	48,3	CSTL901M		CSTL451M		CSTL181M			CSTS901M		CXSL901M		CXSL451M		CXSS901M
2"	60,3	CSTL9002		CSTL4502		CSTL1802			CSTS9002		CXSL9002		CXSL4502		CXSS9002
2 1/2"	73,0	CSTL902M		CSTL452M		CSTL182M			CSTS902M		CXSL902M		CXSL452M		CXSS902M
3"	88,9	CSTL9003		CSTL4503		CSTL1803			CSTS9003		CXSL9003		CXSL4503		CXSS9003
3 1/2"	101,6	CSTL903M		CSTL453M							CXSL903M		CXSL453M		
4"	114,3	CSTL9004		CSTL4504		CSTL1804			CSTS9004		CXSL9004		CXSL4504		CXSS9004
5"	141,3	CSTL9005		CSTL4505		CSTL1805			CSTS9005		CXSL9005		CXSL4505		CXSS9005
6"	168,3	CSTL9006		CSTL4506		CSTL1806			CSTS9006		CXSL9006		CXSL4506		CXSS9006
8"	219,1	CSTL9008		CSTL4508					CSTS9008		CXSL9008		CXSL4508		CXSS9008
10"	273,0	CSTL9010		CSTL4510					CSTS9010		CXSL9010		CXSL4510		CXSS9010
12"	323,8	CSTL9012		CSTL4512					CSTS9012		CXSL9012		CXSL4512		CXSS9012
14"	355,6	CSTL9014		CSTL4514					CSTS9014		CXSL9014		CXSL4514		CXSS9014
16"	406,4	CSTL9016		CSTL4516					CSTS9016		CXSL9016		CXSL4516		CXSS9016
18"	457,0	CSTL9018		CSTL4518											
20"	508,0	CSTL9020		CSTL4520											
24"	610,0	CSTL9024		CSTL4524											


CAP ASTM A-234 WPB - ASME B 16.9

DIMENSIONES		STD		XS	
Ø	Ø EXT. mm.	COD.	€	COD.	€
1/2"	21,3	CCSTXX0M		CCXSXX0M	
3/4"	26,7	CCSTXX0T		CCXSXX0T	
1"	33,4	CCSTXX01		CCXSXX01	
1 1/4"	42,2	CCSTXX1C		CCXSXX1C	
1 1/2"	48,3	CCSTXX1M		CCXSXX1M	
2"	60,3	CCSTXX02		CCXSXX02	
2 1/2"	73,0	CCSTXX2M		CCXSXX2M	
3"	88,9	CCSTXX03		CCXSXX03	
3 1/2"	101,6	CCSTXX3M		CCXSXX3M	
4"	114,3	CCSTXX04		CCXSXX04	
5"	141,3	CCSTXX05		CCXSXX05	
6"	168,3	CCSTXX06		CCXSXX06	
8"	219,1	CCSTXX08		CCXSXX08	
10"	273,0	CCSTXX10		CCXSXX10	
12"	323,8	CCSTXX12		CCXSXX12	
14"	355,6	CCSTXX14		CCXSXX14	
16"	406,4	CCSTXX16		CCXSXX16	
18"	457,0	CCSTXX18		CCXSXX18	
20"	508,0	CCSTXX20		CCXSXX20	
24"	610,0	CCSTXX24		CCXSXX24	


TE ASTM A-234 WPB - ASME B 16.9

STD		XS	
COD.	€	COD.	€
CTXXXX21		CTXSXX0M	
CTXXXX27		CTXSXX0T	
CTXXXX33		CTXSXX01	
CTXXXX42		CTXSXX1C	
CTXXXX48		CTXSXX1M	
CTXXXX60		CTXSXX02	
CTXXXX76		CTXSXX2M	
CTXXXX89		CTXSXX03	
CTXXX101		CTXSXX3M	
CTXXX114		CTXSXX04	
CTXXX140		CTXSXX05	
CTXXX168		CTXSXX06	
CTXXX219		CTXSXX08	
CTXXX273		CTXSXX10	
CTXXX324		CTXSXX12	
CTXXX355		CTXSXX14	
CTXXX406		CTXSXX16	
CTXXX457			
CTXXX508			
CTXXX610			

**TE REDUCIDA Y REDUCCIONES
CONCÉNTRICA Y EXCÉNTRICA
ASTM A-234 WPB - ASME B 16.9**



DIMENSIONES		TE REDUCIDA		REDUCC. CONCÉNTRICA				REDUCC. EXCÉNTRICA	
		STD		STD		XS		STD	
Ø	Ø EXT. mm.	COD.	€	COD.	€	COD.	€	COD.	€
3/4" x 1/2"	26,7 x 21,3	CTST0T0M		CRST0T0M		CRXS0T0M		CREX0T0M	
1" x 1/2"	33,4 x 21,3	CTST010M		CRST010M		CRXS010M		CREX010M	
1" x 3/4"	33,4 x 26,7	CTST010T		CRST010T		CRXS010T		CREX010T	
1 1/4" x 1/2"	42,2 x 21,3	CTST1C0M		CRST1C0M		CRXS1C0M		CREX1C0M	
1 1/4" x 3/4"	42,2 x 26,7	CTST1C0T		CRST1C0T		CRXS1C0T		CREX1C0T	
1 1/4" x 1"	42,2 x 33,4	CTST1C01		CRST1C01		CRXS1C01		CREX1C01	
1 1/2" x 1/2"	48,3 x 21,3	CTST1M0M		CRST1M0M		CRXS1M0M		CREX1M0M	
1 1/2" x 3/4"	48,3 x 26,7	CTST1M0T		CRST1M0T		CRXS1M0T		CREX1M0T	
1 1/2" x 1"	48,3 x 33,4	CTST1M01		CRST1M01		CRXS1M01		CREX1M01	
1 1/2" x 1 1/4"	48,3 x 42,2	CTST1M1C		CRST1M1C		CRXS1M1C		CREX1M1C	
2" x 1/2"	60,3 x 21,3			CRST020M					
2" x 3/4"	60,3 x 26,7			CRST020T				CREX020T	
2" x 1"	60,3 x 33,4	CTST0201		CRST0201		CRXS0201		CREX0201	
2" x 1 1/4"	60,3 x 42,2	CTST021C		CRST021C		CRXS021C		CREX021C	
2" x 1 1/2"	60,3 x 48,3	CTST021M		CRST021M		CRXS021M		CREX021M	
2 1/2" x 1"	73,0 x 33,4	CTST2M01		CRST2M01				CREX2M01	
2 1/2" x 1 1/4"	73,0 x 42,2	CTST2M1C		CRST2M1C		CRXS2M1C		CREX2M1C	
2 1/2" x 1 1/2"	73,0 x 48,3	CTST2M1M		CRST2M1M		CRXS2M1M		CREX2M1M	
2 1/2" x 2"	73,0 x 60,3	CTST2M02		CRST2M02		CRXS2M02		CREX2M02	
3" x 1"	88,9 x 33,4	CTST0301		CRST0301					
3" x 1 1/4"	88,9 x 42,2	CTST031C		CRST031C		CRXS031C		CREX031C	
3" x 1 1/2"	88,9 x 48,3	CTST031M		CRST031M		CRXS031M		CREX031M	
3" x 2"	88,9 x 60,3	CTST0302		CRST0302		CRXS0302		CREX0302	
3" x 2 1/2"	88,9 x 73,0	CTST032M		CRST032M		CRXS032M		CREX032M	
4" x 1 1/4"	114,3 x 42,2			CRST041C					
4" x 1 1/2"	114,3 x 48,3	CTST041M		CRST041M		CRXS041M		CREX041M	
4" x 2"	114,3 x 60,3	CTST0402		CRST0402		CRXS0402		CREX0402	
4" x 2 1/2"	114,3 x 73,0	CTST042M		CRST042M		CRXS042M		CREX042M	
4" x 3"	114,3 x 88,9	CTST0403		CRST0403		CRXS0403		CREX0403	
5" x 2"	141,3 x 60,3	CTST0502		CRST0502				CREX0502	
5" x 2 1/2"	141,3 x 73,0	CTST052M		CRST052M		CRXS052M		CREX052M	
5" x 3"	141,3 x 88,9	CTST0503		CRST0503		CRXS0503		CREX0503	
5" x 4"	141,3 x 114,3	CTST0504		CRST0504		CRXS0504		CREX0504	
6" x 2"	168,3 x 60,3	CTST0602		CRST0602					
6" x 2 1/2"	168,3 x 73,0	CTST062M		CRST062M		CRXS062M		CREX062M	
6" x 3"	168,3 x 88,9	CTST0603		CRST0603		CRXS0603		CREX0603	
6" x 4"	168,3 x 114,3	CTST0604		CRST0604		CRXS0604		CREX0604	
6" x 5"	168,3 x 141,3	CTST0605		CRST0605		CRXS0605		CREX0605	
8" x 3"	219,1 x 88,9	CTST0803		CRST0803					
8" x 4"	219,1 x 114,3	CTST0804		CRST0804		CRXS0804		CREX0804	
8" x 5"	219,1 x 141,3	CTST0805		CRST0805		CRXS0805		CREX0805	
8" x 6"	219,1 x 168,3	CTST0806		CRST0806		CRXS0806		CREX0806	
10" x 4"	273,0 x 114,3	CTST1004		CRST1004				CREX1004	
10" x 5"	273,0 x 141,3	CTST1005		CRST1005		CRXS1005		CREX1005	
10" x 6"	273,0 x 168,3	CTST1006		CRST1006		CRXS1006		CREX1006	
10" x 8"	273,0 x 219,1	CTST1008		CRST1008		CRXS1008		CREX1008	
12" x 6"	323,8 x 168,3	CTST1206		CRST1206		CRXS1206		CREX1206	
12" x 8"	323,8 x 219,1	CTST1208		CRST1208		CRXS1208		CREX1208	
12" x 10"	323,8 x 273,0	CTST1210		CRST1210		CRXS1210		CREX1210	
14" x 8"	355,6 x 219,1			CRST1408				CREX1408	
14" x 10"	355,6 x 273,0	CTST1410		CRST1410		CRXS1410		CREX1410	
14" x 12"	355,6 x 323,8	CTST1412		CRST1412		CRXS1412		CREX1412	
16" x 8"	406,4 x 219,1			CRST1608				CREX1608	
16" x 10"	406,4 x 273,0	CTST1610		CRST1610		CRXS1610		CREX1610	
16" x 12"	406,4 x 323,8	CTST1612		CRST1612		CRXS1612		CREX1612	
16" x 14"	406,4 x 355,6	CTST1614		CRST1614		CRXS1614		CREX1614	
18" x 16"	457,0 x 406,4	CTST1816		CRST1816					
20" x 16"	508,0 x 406,4	CTST2016		CRST2016					
20" x 18"	508,0 x 457,0	CTST2018		CRST2018					
24" x 18"	610,0 x 457,0	CTST2418		CRST2418					
24" x 20"	610,0 x 508,0	CTST2420		CRST2420					

BRIDAS ACERO CARBONO



BRIDA PLANA SEGÚN NORMA EN 1092-1 01

DIMENSIONES			BRIDA PLANA SEGÚN NORMA EN 1092-1 01							
			PN 6		PN 10					
DN	"	mm.	COD.	€	COD.	€	COD.	€		
15	1/2"	21,3	FC010015				FC014015			
20	3/4"	26,9	FC010020				FC014020			
25	1"	33,7	FC010025				FC014025			
32	1 1/4"	42,4	FC010032				FC014032			
40	1 1/2"	48,3	FC010040				FC014040			
50	2"	60,3	FC010050				FC016050			
65	2 1/2"	76,1					F2576065			
	2 1/2"	76,1	FC010065				FC016065			
80	3"	88,9	FC010080		F2576080		FC016080			
90	3 1/2"	101,6			F2576101					
100	4"	108,0			F2576108					
	4"	114,3	FC010100				FC016100			
125	5"	133,0			F2576133					
	5"	139,7	FC010125				FC016125			
150	6"	159,0			F2576159					
	6"	168,3	FC010150				FC016150			
175	7"	193,7			F2576175					
200	8"	219,1	FC010200				FC011200			
250	10"	273,0	FC010250				FC011250			
300	12"	323,9	FC010300				FC011300			
350	14"	355,6	FC010350				FC011350			
400	16"	406,4	FC010400				FC011400			
450	18"	457,0	FC010450				FC011450			
500	20"	508,0	FC010500				FC011500			
600	24"	610,0					FC011600			
	24"	610,0					F2576600			
700	28"	711,0					F2576700			
800	32"	813,0					F2576800			
900	36"	914,0					F2576900			
1000	40"	1.016,0					F2576999			

Bridas no normalizadas
 4 Agujeros
 Según DIN 2576
 Según DIN 2502

BRIDA PLANA SEGÚN NORMA EN 1092-1 01

PN 16		PN 25		PN 40			
COD.	€	COD.	€	COD. DIN	€	COD. DIN	€
		FC014015		FC014015		FC014015	
		FC014020		FC014020		FC014020	
		FC014025		FC014025		FC014025	
		FC014032		FC014032		FC014032	
		FC014040		FC014040		FC014040	
		FC016050		FC016050		FC016050	
		F2576065					
		FC016065		FC014065		FC014065	
		FC016080		FC014080		FC014080	
		FC016100		FC014100		FC014100	
		FC016125		FC014125		FC014125	
		FC016150		FC014150		FC014150	
F2502200		FC016200		FC012200		FC014200	
F2502250		FC016250		FC012250		FC014250	
F2502300		FC016300		FC012300		FC014300	
F2502350		FC016350		FC012350		FC014350	
F2502400		FC016400		FC012400		FC014400	
F2502450		FC016450					
F2502500		FC016500		FC012500		FC014500	
		F2502600					
		F2502700					
		F2502800					
		F2502900					
		F2502999					


BRIDA CIEGA SEGÚN NORMA EN 1092-1 05

DIMENSIONES			BRIDA CIEGA SEGÚN NORMA EN 1092-1 05			
			PN 6		PN 10	
DN	"	mm.	COD.	€	COD.	€
15	1/2"	21,3	FC050015		FC054015	
20	3/4"	26,9	FC050020		FC054020	
25	1"	33,7	FC050025		FC054025	
32	1 1/4"	42,4	FC050032		FC054032	
40	1 1/2"	48,3	FC050040		FC054040	
50	2"	60,3	FC050050		FC056050	
65	2 1/2"	76,1			F2527065	
	2 1/2"	76,1	FC050065		FC056065	
80	3"	88,9	FC050080		FC056080	
100	4"	114,3	FC050100		FC056100	
125	5"	139,7	FC050125		FC056125	
150	6"	168,3	FC050150		FC056150	
200	8"	219,1	FC050200		FC051200	
250	10"	273,0	FC050250		FC051250	
300	12"	323,9	FC050300		FC051300	
350	14"	355,6			FC051350	
400	16"	406,4			FC051400	
450	18"	457,0			FC051450	
500	20"	508,0			FC051500	
600	24"	610,0			FC051600	
	24"	610,0			F5271600	
700	28"	711,0			F5271700	
800	32"	813,0			F5271800	
900	36"	914,0			F5271900	
1000	40"	1.016,0			F5271999	

Bridas no normalizadas

4 Agujeros

Según DIN 2527

BRIDA CIEGA SEGÚN NORMA EN 1092-1 05

PN 16		PN 25		PN 40			
COD.	€	COD.	€	COD. DIN	€	COD.	€
FC054015		FC054015				FC054015	
FC054020		FC054020				FC054020	
FC054025		FC054025				FC054025	
FC054032		FC054032				FC054032	
FC054040		FC054040				FC054040	
FC056050		FC054050				FC054050	
F2527065							
FC056065		FC054065				FC054065	
FC056080		FC054080				FC054080	
FC056100		FC054100				FC054100	
FC056125		FC054125				FC054125	
FC056150		FC054150				FC054150	
FC056200		FC052200				FC054200	
FC056250		FC052250				FC054250	
FC056300		FC052300				FC054300	
FC056350		FC052350		F5274350		FC054350	
FC056400		FC052400		F5274400		FC054400	
FC056450							
FC056500		FC052500		F5274500		FC054500	
FC056600							
F2527600							
F2527700							
F2527800							
F2527900							
F2527999							


BRIDA CUELLO SEGÚN NORMA EN 1092-1 11

DIMENSIONES			BRIDA CUELLO SEGÚN NORMAS EN 1092-1 11					
			PN 6		PN 10			
DN	"	mm.	COD.	€	COD.	€	COD.	€
15	1/2"	21,3	F2631015		F2633015		FC114015	
20	3/4"	26,9	F2631020		F2633020		FC114020	
25	1"	33,7	F2631025		F2633025		FC114025	
32	1 1/4"	42,4	F2631032		F2633032		FC114032	
40	1 1/2"	48,3	F2631040		F2633040		FC114040	
50	2"	60,3	F2631050		F2633050		FC116050	
65	2 1/2"	76,1	F2631065		F2633065		FC116065	
80	3"	88,9	F2631080		F2633080		FC116080	
90	3 1/2"	108,0			F2633108			
100	4"	114,3	F2631100		F2633100		FC116100	
125	5"	133,0			F2633133			
125	5"	139,7	F2631125		F2633125		FC116125	
150	6"	159,0			F2633159			
150	6"	168,3	F2631150		F2633150		FC116150	
200	8"	219,1	F2631200		F2632200		FC111200	
250	10"	273,0	F2631250		F2632250		FC111250	
300	12"	323,9	F2631300		F2632300		FC111300	
350	14"	355,6	F2631350		F2632350		FC111350	
400	16"	406,4	F2631400		F2632400		FC111400	
450	18"	457,0			F2632450			
500	20"	508,0	F2631500		F2632500		FC111500	
600	24"	609,0						
700	28"	711,0						
800	32"	813,0						
900	36"	914,0						
1000	40"	1.016,0						
			MATERIAL P250GH		MATERIAL P250GH		MATERIAL P245GH	

Bridas no normalizadas

4 Agujeros

Según DIN 2633

Según DIN 2635

BRIDA CUELLO SEGÚN NORMAS EN 1092-1 11

PN 16		PN 25				PN 40					
COD.	€	COD.	€	COD.	€	COD.	€	COD.	€	COD.	€
F2633015		FC114015		F2635015		FC114015		F2635015		FC114015	
F2633020		FC114020		F2635020		FC114020		F2635020		FC114020	
F2633025		FC114025		F2635025		FC114025		F2635025		FC114025	
F2633032		FC114032		F2635032		FC114032		F2635032		FC114032	
F2633040		FC114040		F2635040		FC114040		F2635040		FC114040	
F2633050		FC116050		F2635050		FC114050		F2635050		FC114050	
F2633065		FC116065		F2635065		FC114065		F2635065		FC114065	
F2633080		FC116080		F2635080		FC114080		F2635080		FC114080	
F2633108											
F2633100		FC116100		F2635100		FC114100		F2635100		FC114100	
F2633133											
F2633125		FC116125		F2635125		FC114125		F2635125		FC114125	
F2633159											
F2633150		FC116150		F2635150		FC114150		F2635150		FC114150	
F2633200		FC116200		F2634200				F2635200		FC114200	
F2633250		FC116250		F2634250				F2635250		FC114250	
F2633300		FC116300		F2634300				F2635300		FC114300	
F2633350		FC116350		F2634350				F2635350			
F2633400		FC116400		F2634400				F2635400			
F2633450				F2634450				F2635450			
F2633500				F2634500				F2635500			
F2633600											
F2633700											
F2633800											
F2633900											
F2633999											
MATERIAL P250GH		MATERIAL P245GH		MATERIAL P250GH		MATERIAL P245GH		MATERIAL P250GH		MATERIAL P245GH	

DIMENSIONES			BRIDA RIEGO		BRIDA DIN 2642		BRIDA 2573 ROSC.		BRIDA 2576 ROSC.	
					PN 10 ZINCADA		PN 6 ZINCADA		PN 10/16 ZINCADA	
DN	"	mm.	COD.	€	COD.	€	COD.	€	COD.	€
15	1/2"	21,3					F573O015		F576O015	
20	3/4"	26,9					F573O020		F576O020	
25	1"	33,7			F2642025		F573O025		F576O025	
32	1 1/4"	42,4			F2642032		F573O032		F576O032	
40	1 1/2"	48,3	F576R040		F2642040		F573O040		F576O040	
50	2"	60,3	F576R050		F2642050		F573O050		F576O050	
65	2 1/2"	76,1	F576R065		F2642065		F573O065		F576O065	
80	3"	88,9	F576R080		F2642080		F573O080		F576O080 PN 10	
80	3"	88,9	F576R816						F576O086 PN 16	
100	4"	114,3	F576R100		F2642100		F573O100		F576O100	
125	5"	139,7	F576R125		F2642125		F573O125		F576O125	
150	6"	168,3	F576R150		F2642150		F573O150		F576O150	
200	8"	219,1	F576R200		F2642200					
200	8"	219,1	F576R216							
250	10"	273,0	F576R250		F2642250					
300	12"	323,9	F576R300		F2642300					

Con 8 agujeros PN 16

Con 12 agujeros PN 16

DIMENSIONES			BRIDA ZINCADA PARA PORTABRIDAS DE PE							
			SERIE NORMAL PN 10		SERIE LIGERA PN 10		SERIE NORMAL PN 16		SERIE LIGERA PN 16	
DN	PE Ø EXT (mm)	PVC Ø EXT (mm)	COD.	€	COD.	€	COD.	€	COD.	€
15	20		FPE10015				FPE10015			
20	25		FPE10020				FPE10020			
25	32		FPE10025				FPE10025			
32	40		FPE10032				FPE10032			
40	50		FPE10040		FPR10040		FPE10040		FPR10040	
50		50								
50	63	63	FPE10050		FPR10050		FPE10050		FPR10050	
65		63								
65	75	75	FPE10065		FPR10065		FPE10065		FPR10065	
80	90	90	FPE10080		FPR10080		FPE10080		FPR10080	
100	110	110	FPE10100		FPR10100		FPE10100		FPR10100	
100	125		FPE10101		FPR10101		FPE10101		FPR10101	
125	125	125	FPE10125		FPR10125		FPE10125		FPR10125	
125	140	140	FPE10126		FPR10126		FPE10126		FPR10126	
150	160	160	FPE10150		FPR10150		FPE10150		FPR10150	
150	180		FPE10151		FPR10151		FPE10151		FPR10151	
200	200	200	FPE10200		FPR10200		FPE16200		FPR16200	
200	225						FPE16201		FPR16201	
250	250	250	FPE10250		FPR10250		FPE16250		FPR16250	
300	315	315	FPE10300		FPR10300		FPE16300		FPR16300	
350	355		FPE10350		FPR10350		FPE16350		FPR16350	
400	400		FPE10400		FPR10400		FPE16400		FPR16400	
450	450				FPR10450				FPR16450	
500	500				FPR10500				FPR16500	
600	560				FPR10600					
600	630				FPR10601					
700	710				FPR10700					
800	800				FPR10800					

BRIDA CUELLO ROSCADA DIN 2566					BRIDA CUELLO ROSCADA EN 1092-1 TIPO 13							
PN 16 NEGRA		PN 16 GALVA			PN 6 NEGRA		PN 16 NEGRA		PN 16 GALVA		PN 40 NEGRA	
COD.	€	COD.	€		COD.	€	COD.	€	COD.	€	COD.	€
F5660015		F566G015			FC130015		FC134015				FC134015	
F5660020		F566G020			FC130020		FC134020				FC134020	
F5660025		F566G025			FC130025		FC134025				FC134025	
F5660032		F566G032			FC130032		FC134032				FC134032	
F5660040		F566G040			FC130040		FC134040				FC134040	
F5660050		F566G050			FC130050		FC136050		F566G050			
F5660065		F566G065			FC130065		FC136065		F566G065			
F5660080		F566G080			FC130080		FC136080		F566G080			
F5660100		F566G100					FC136100		F566G100			
F5660125		F566G125					FC136125		F566G125			
F5660150		F566G150					FC136150		F566G150			

BRIDA ZINCADA PARA PORTABRIDAS DE PVC				
PN 10		PN 16		
COD.	€	COD.	€	
FPVC0050		FPVC0050		
FPR10050		FPR10050		
FPVC0063		FPVC0063		
FPVC0075		FPVC0075		
FPVC0090		FPVC0090		
FPVC0110		FPVC0110		
FPVC0125		FPVC0125		
FPVC0140		FPVC0140		
FPVC0160		FPVC0160		
FPVC0200		FPVC6200		
FPVC0250		FPVC6250		
FPVC0315		FPVC6315		




BRIDA SEGÚN NORMA ASTM - ANSI B 16.5 (A105)

DIMENSIONES			WELDING NECK 150 Lbs.		WELDING NECK 300 Lbs.		SLIP - ON 150 Lbs.		SLIP - ON 300 Lbs.	
DN	Ø	mm.	COD.	€	COD.	€	COD.	€	COD.	€
15	1/2"	21,3	FN150015		FN300015		FO150015		FO300015	
20	3/4"	26,9	FN150020		FN300020		FO150020		FO300020	
25	1"	33,7	FN150025		FN300025		FO150025		FO300025	
32	1 1/4"	42,4	FN150032		FN300032		FO150032		FO300032	
40	1 1/2"	48,3	FN150040		FN300040		FO150040		FO300040	
50	2"	60,3	FN150050		FN300050		FO150050		FO300050	
65	2 1/2"	76,2	FN150065		FN300065		FO150065		FO300065	
80	3"	88,9	FN150080		FN300080		FO150080		FO300080	
100	4"	114,3	FN150100		FN300100		FO150100		FO300100	
125	5"	139,7	FN150125		FN300125		FO150125		FO300125	
150	6"	168,3	FN150150		FN300150		FO150150		FO300150	
200	8"	219,1	FN150200		FN300200		FO150200		FO300200	
250	10"	273,0	FN150250		FN300250		FO150250		FO300250	
300	12"	323,9	FN150300		FN300300		FO150300		FO300300	
350	14"	355,6	FN150350		FN300350		FO150350		FO300350	
400	16"	406,4	FN150400		FN300400		FO150400		FO300400	
450	18"	457,0	FN150450		FN300450		FO150450		FO300450	
500	20"	508,0	FN150500		FN300500		FO150500		FO300500	
600	24"	610,0	FN150600		FN300600		FO150600		FO300600	

DIMENSIONES			BLIND 150 Lbs.		BLIND 300 Lbs.		SOCKET WELDING 150 Lbs.		WELDING NECK XS 150 Lbs.	
DN	Ø	mm.	COD.	€	COD.	€	COD.	€	COD.	€
15	1/2"	21,3	FB150015		FB300015		FW150015		FNX15015	
20	3/4"	26,9	FB150020		FB300020		FW150020		FNX15020	
25	1"	33,7	FB150025		FB300025		FW150025		FNX15025	
32	1 1/4"	42,4	FB150032		FB300032		FW150032		FNX15032	
40	1 1/2"	48,3	FB150040		FB300040		FW150040		FNX15040	
50	2"	60,3	FB150050		FB300050		FW150050		FNX15050	
65	2 1/2"	76,2	FB150065		FB300065				FNX15065	
80	3"	88,9	FB150080		FB300080				FNX15080	
100	4"	114,3	FB150100		FB300100				FNX15100	
125	5"	139,7	FB150125		FB300125				FNX15125	
150	6"	168,3	FB150150		FB300150				FNX15150	
200	8"	219,1	FB150200		FB300200				FNX15200	
250	10"	273,0	FB150250		FB300250					
300	12"	323,9	FB150300		FB300300					
350	14"	355,6	FB150350		FB300350					
400	16"	406,4	FB150400		FB300400					
450	18"	457,0	FB150450		FB300450					
500	20"	508,0	FB150500		FB300500					
600	24"	610,0	FB150600		FB300600					

JUNTA DE GOMA



Tipo 1

Tipo 2

Según Norma EN 1514-1 (Tipo 1) y DIN 2690 (Tipo 2).
Juntas de 3 mm. de espesor.
Conservan sus propiedades:
SBR: entre -10° C y 100° C.
NBR: entre -10° C y 80° C.

PN 10 PN 10/16 PN 16

DN	TIPO 1		TIPO 1 SBR	TIPO 1 NBR		TIPO 2 SBR		
	Nº TALADROS			COD.	€	COD.	€	COD.
25	4	10	JBG10025		JBG1N025		JBG20025	
32	4	10	JBG10032		JBG1N032		JBG20032	
40	4	10	JBG10040		JBG1N040		JBG20040	
50	4	10	JBG10050		JBG1N050		JBG20050	
65	8	10	JBG10065		JBG1N065		JBG20065	
80	8	10	JBG10080		JBG1N080		JBG20080	
80		10					JBG20086	
100	8	10	JBG10100		JBG1N100		JBG20100	
125	8	10	JBG10125		JBG1N125		JBG20125	
150	8	10	JBG10150		JBG1N150		JBG20150	
175	8	10	JBG10175				JBG20175	
200	8	10	JBG10200		JBG1N200		JBG20200	
200	12	10	JBG10216				JBG20206	
250	12	10	JBG10250				JBG20250	
250	12	10	JBG10256				JBG20256	
300	12	10	JBG10300				JBG20300	
300	12	10	JBG10306				JBG20306	
350	16	5	JBG10350				JBG20350	
350	16	5	JBG10356				JBG20356	
400	16	5	JBG10400				JBG20400	
400	16	5	JBG10406				JBG20406	
450	20	5	JBG10450				JBG20450	
450	20	5	JBG10456				JBG20456	
500	20	5	JBG10500				JBG20500	
500	20	5	JBG10506				JBG20506	

JUNTA EN CARTÓN COMPRIMIDO



Fabricadas con fibras orgánicas y fibras minerales. **SIN AMIANTO.**
Espesor 1,5 mm.
Temperatura máxima de uso 150° C.
Presión máxima 35 kgs./cm².
Aplicaciones: agua, aire, aceites y grasas, disolventes.

JUNTAS PARA BRIDAS SIN TALADROS DIN 2690					
DN	Ø EXT.	Ø INT.		COD.	€
15	50	20	25	JBKSA015	
20	60	25	25	JBKSA020	
25	70	30	25	JBKSA025	
32	82	40	25	JBKSA032	
40	92	50	25	JBKSA040	
50	107	60	25	JBKSA050	
65	127	77	25	JBKSA065	
80	142	90	25	JBKSA080	
100	162	114	25	JBKSA100	
125	192	140	25	JBKSA125	
150	218	168	25	JBKSA150	
200	273	220	25	JBKSA200	
250	328	273	10	JBKSA250	
300	378	325	10	JBKSA300	
350	438	368	10	JBKSA350	
400	490	420	5	JBKSA400	
500	595	520	5	JBKSA500	
600	680	620	1	JBKSA600	

JUNTA SINTÉTICA




Su **DISEÑO EXCLUSIVO** permite realizar un centrado exacto en los diferentes modelos de Bridas.
Fabricadas en Polietileno.
Temperatura máxima de uso 60° C. Presión máxima 16 kgs./cm².
Resistentes a ácidos diluidos, álcalis, soluciones salinas, agua, alcohol, ésteres, aceites.
Son impermeables, imputrescibles y anticorrosivas.


DN	Ø	COD.	€
40	1 1/2"	JBP00040	
50	2"	JBP00050	
65	2 1/2"	JBP00065	
80	3"	JBP00080	
100	4"	JBP00100	
125	5"	JBP00125	
150	6"	JBP00150	
200	8"	JBP00200	
250	10"	JBP00250	
300	12"	JBP00300	
400	16"	JBP00400	
500	20"	JBP00500	


TORNILLO HEXAGONAL DIN 931 - 6.8 - Zincado

MEDIDA	LONGITUD		COD.	€ 100 UNID.	MEDIDA	LONGITUD		COD.	€ 100 UNID.
M8	60	100	T0310860		M18	50	50	T0311850	
M10	50	100	T0311050		M18	60	50	T0311860	
M10	60	100	T0311060		M18	70	50	T0311870	
M10	70	100	T0311070		M18	80	50	T0311880	
M10	80	100	T0311080		M18	90	25	T0311890	
M10	90	100	T0311090		M18	100	25	T0311810	
M10	100	100	T0311010		M18	110	25	T0311811	
M10	120	100	T0311012		M18	120	25	T0311812	
M12	40	100	T0311240		M18	130	25	T0311813	
M12	50	100	T0311250		M18	140	25	T0311814	
M12	55	100	T0311255		M18	150	25	T0311815	
M12	60	100	T0311260		M18	160	25	T0311816	
M12	70	100	T0311270		M18	180	25	T0311818	
M12	80	100	T0311280		M18	200	25	T0311820	
M12	90	100	T0311290		M20	50	25	T0312050	
M12	100	100	T0311210		M20	60	25	T0312060	
M12	110	50	T0311211		M20	70	25	T0312070	
M12	120	50	T0311212		M20	80	25	T0312080	
M12	140	50	T0311214		M20	90	25	T0312090	
M14	50	100	T0311450		M20	100	25	T0312010	
M14	55	100	T0311455		M20	110	25	T0312011	
M14	60	50	T0311460		M20	120	25	T0312012	
M14	70	50	T0311470		M20	130	25	T0312013	
M14	80	50	T0311480		M20	140	25	T0312014	
M14	90	50	T0311490		M20	150	25	T0312015	
M14	100	50	T0311410		M20	160	25	T0312016	
M14	120	50	T0311412		M20	180	20	T0312018	
M14	130	50	T0311413		M20	200	20	T0312020	
M14	140	50	T0311414		M22	70	25	T0312270	
M16	35	100	T0311635		M22	80	25	T0312280	
M16	40	50	T0311640		M22	90	25	T0312290	
M16	50	50	T0311650		M22	100	20	T0312210	
M16	55	50	T0311655		M22	110	10	T0312211	
M16	60	50	T0311660		M24	100	10	T0312410	
M16	65	50	T0311665		M24	110	10	T0312411	
M16	70	25	T0311670		M24	120	10	T0312412	
M16	75	25	T0311675		M24	130	10	T0312413	
M16	80	25	T0311680		M24	140	10	T0312414	
M16	90	25	T0311690		M24	150	10	T0312415	
M16	100	25	T0311610		M24	160	10	T0312416	
M16	110	25	T0311611		M24	180	10	T0312418	
M16	120	25	T0311612		M24	200	10	T0312420	
M16	130	25	T0311613		M27	120	10	T0312712	
M16	140	25	T0311614		M30	130	10	T0313013	
M16	150	25	T0311615		M33	140	5	T0313314	
M16	160	25	T0311616						
M16	180	25	T0311618						
M16	200	25	T0311620						


TUERCA HEXAGONAL DIN 934 - 8 - Zincado



MEDIDA		COD.	€ 100 UNID.
M4	250	T9340004	
M5	250	T9340005	
M6	150	T9340006	
M8	125	T9340008	
M10	100	T9340010	
M12	100	T9340012	
M14	50	T9340014	
M16	50	T9340016	
M18	25	T9340018	
M20	25	T9340020	
M22	20	T9340022	
M24	10	T9340024	
M27	10	T9340027	
M30	10	T9340030	
M33	5	T9340033	


ARANDELA PLANA DIN 125 - Zincado



MEDIDA		COD.	€ 100 UNID.
M4	300	T1250004	
M5	300	T1250005	
M6	150	T1250006	
M8	125	T1250008	
M10	100	T1250010	
M12	100	T1250012	
M14	70	T1250014	
M16	70	T1250016	
M18	50	T1250018	
M20	50	T1250020	
M22	50	T1250022	
M24	50	T1250024	
M27	50	T1250027	
M30	50	T1250030	
M33	30	T1250033	


VARILLA ROSCADA 1.000 mm. - DIN 975 - 4.8 - Zincado



MEDIDA		COD.	€ 100 UNID.
M4	100	T9750004	
M5	100	T9750005	
M6	50	T9750006	
M8	25	T9750008	
M10	25	T9750010	
M12	20	T9750012	
M14	15	T9750014	
M16	10	T9750016	
M18	5	T9750018	
M20	5	T9750020	
M22	5	T9750022	
M24	5	T9750024	
M27	4	T9750027	
M30	2	T9750030	

ARANDELA ALA ANCHA DIN 9021 - Zincado



MEDIDA		COD.	€ 100 UNID.
M6	100	T9021006	
M8	100	T9021008	
M10	50	T9021010	
M12	40	T9021012	
M14	40	T9021014	
M16	30	T9021016	
M18	30	T9021018	
M20	30	T9021020	


**BOBINA RANURADA,
ROSCADA, SOLDAR
ACERO EN 10255 (M/S195T)**

Ø	L mm.		TIPO	COD.	€
1 1/2"	70	50 10	RR-G	BRRG0770	
2"	70	33 3	RR-G	BRRG0870	
2 1/2"	70	12 2	RR-G	BRRG0870	
3"	70	12 2	RR-G	BRRG0A70	
1"	80	100 10	RR-G	BRRG0580	
1 1/4"	80	60 10	RR-G	BRRG0680	
1 1/2"	80	50 10	RR-G	BRRG0780	
2"	80	30 3	RR-G	BRRG0880	
2 1/2"	80	12 2	RR-G	BRRG0B80	
3"	80	12 2	RR-G	BRRG0A80	
3"	110	9 1	RR-G	BRRGA110	
4"	150	4 1	RR-G	BRRGC150	
2"	100	24 3	RS-N	BRSN8100	
2 1/2"	100	12 2	RS-N	BRSNB100	
3"	100	10 1	RS-N	BRSNA100	
4"	100	4 1	RS-N	BRSNC100	

RR-G = RANURA ROSCA GALVANIZADA
RS-N = RANURA SOLDAR NEGRO

**BOBINA DE PROLONGACIÓN
ROSCA CÓNICA DIN 2981
GALVANIZADO ACERO ST 37,2**


Ø	LONGITUD		COD.	€
3/8"	100	230 10	B5322100	
1/2"	100	140 10	B5323100	
3/4"	120	70 10	B5324120	
1"	140	50 10	B5325140	
1 1/4"	150	25 5	B5326150	
1 1/2"	150	20 5	B5327150	
2"	170	12 4	B5328170	

**BOBINA ROSCADA POR UN EXTREMO
ROSCA CÓNICA ISO 7/1 (EN 10226-1) DIN 2982 (EN 10241)
ACERO NEGRO ST 37,2**


Ø	LONGITUD		COD.	€
1/4"	40	500 20	B6000140	
3/8"	40	450 10	B6000240	
3/8"	100	230 10	B6002100	
3/8"	150	120 10	B6002150	
3/8"	200	80 10	B6002200	
3/8"	250	60 10	B6002250	
3/8"	300	80 10	B6002300	
1/2"	40	370 10	B6000340	
1/2"	100	140 10	B6003100	
1/2"	150	100 10	B6003150	
1/2"	200	70 10	B6003200	
1/2"	250	70 10	B6003250	
1/2"	300	70 10	B6003300	
3/4"	40	220 10	B6000440	
3/4"	50	220 10	B6000450	
3/4"	100	100 10	B6004100	
3/4"	150	60 10	B6004150	
3/4"	200	50 10	B6004200	
3/4"	250	40 10	B6004250	
3/4"	300	50 10	B6004300	
1"	40	140 10	B6000540	
1"	50	140 10	B6000550	
1"	100	60 10	B6005100	
1"	150	40 10	B6005150	
1"	200	30 10	B6005200	
1"	250	30 10	B6005250	
1"	300	30 10	B6005300	
1 1/4"	50	60 10	B6000650	
1 1/4"	100	40 10	B6006100	
1 1/4"	150	25 5	B6006150	
1 1/4"	200	20 5	B6006200	
1 1/4"	250	15 5	B6006250	
1 1/4"	300	20 5	B6006300	

Ø	LONGITUD		COD.	€
1 1/2"	50	40 10	B6000750	
1 1/2"	100	30 5	B6007100	
1 1/2"	150	20 5	B6007150	
1 1/2"	200	15 5	B6007200	
1 1/2"	250	10 5	B6007250	
1 1/2"	300	20 5	B6007300	
2"	60	30 5	B6000860	
2"	100	20 5	B6008100	
2"	150	12 4	B6008150	
2"	200	12 4	B6008200	
2"	250	9 3	B6008250	
2"	300	12 4	B6008300	
2 1/2"	60	18 6	B6000A60	
2 1/2"	100	12 4	B600A100	
2 1/2"	150	6 3	B600A150	
2 1/2"	200	6 3	B600A200	
2 1/2"	250	4 4	B600A250	
2 1/2"	300	8 4	B600A300	
3"	60	12 4	B6000B60	
3"	80	12 4	B6000B80	
3"	100	8 2	B600B100	
3"	150	6 2	B600B150	
3"	200	4 2	B600B200	
3"	250	4 2	B600B250	
3"	300	6 2	B600B300	
4"	80	5 1	B6000C80	
4"	100	4 2	B600C100	
4"	150	3 1	B600C150	
4"	200	6 2	B600C200	
4"	250	4 2	B600C250	
4"	300	3 1	B600C300	

MANGUITO Y MEDIO MANGUITO
ROSCA CILÍNDRICA ISO 7/1 (EN 10226-1)
DIN 2986 (EN 10241) ACERO ST 37,2



MANGUITO							
Ø	LONGITUD			COD. NEGRO	€	COD. ZINCADO	€
1/8"	17	1000	10	M1100000		M5100000	
1/4"	25	500	10	M1100001		M5100001	
3/8"	26	400	10	M1100002		M5100002	
1/2"	34	200	10	M1100003		M5100003	
1/2"	50	170	10	M1100350			
1/2"	60	170	10	M1100063			
3/4"	36	160	10	M1100004		M5100004	
3/4"	48	120	10			M5100484	
1"	43	100	10	M1100005		M5100005	
1 1/4"	48	60	10	M1100006		M5100006	
1 1/2"	48	50	10	M1100007		M5100007	
2"	56	24	4	M1100008		M5100008	
2 1/2"	65	18	3	M110000A		M510000A	
3"	71	24	1	M110000B		M510000B	
4"	83	12	1	M110000D		M510000D	
5"	92	6	1	M110000F		M510000F	
6"	92	4	1	M110000G		M510000G	

MEDIO MANGUITO					
Ø	LONGITUD			COD. NEGRO	€
1/4"	11	800	10	M1400001	
3/8"	12	800	10	M1400002	
1/2"	15	400	10	M1400003	
3/4"	17	300	10	M1400004	
1"	19,5	180	10	M1400005	
1 1/4"	22	120	10	M1400006	
1 1/2"	22	90	10	M1400007	
2"	26	48	8	M1400008	
2 1/2"	30,5	36	12	M140000A	
3"	34	24	12	M140000B	
4"	40	10	2	M140000D	

BOBINA ROSCADA AMBOS EXTREMOS
ROSCA CÓNICA ISO 7/1 (EN 10226-1) DIN 2982 (EN 10241)



Ø	LONGITUD			COD. NEGRO	€	COD. ZINCADO	€
1/8"	50	500	20			B5100050	
1/8"	60	500	20			B5100060	
1/4"	40	500	20	B1100140			
1/4"	50	500	20	B1100150		B5100150	
1/4"	60	500	20	B1100160		B5100160	
1/4"	80	200	20	B1100180		B5100180	
1/4"	100	200	20	B1101100		B5101100	
1/4"	120	200	20	B1101120		B5101120	
1/4"	150	120	20	B1101150		B5101150	
1/4"	200	90	10	B1101200		B5101200	
1/4"	250	90	10	B1101250			
1/4"	300	90	10	B1101300			
3/8"	40	450	10	B1100240		B5100240	
3/8"	50	250	10	B1100250		B5100250	
3/8"	60	320	10	B1100260		B5100260	
3/8"	70	230	10	B1100270		B5100270	
3/8"	80	280	10	B1100280		B5100280	
3/8"	90	210	10	B1100290		B5100290	
3/8"	100	230	10	B1102100		B5102100	
3/8"	120	200	10	B1102120		B5102120	
3/8"	140	180	10	B1102140		B5102140	
3/8"	150	120	10	B1102150		B5102150	
3/8"	160	90	10	B1102160		B5102160	
3/8"	180	90	10	B1102180		B5102180	
3/8"	200	80	10	B1102200		B5102200	
3/8"	250	60	10	B1102250		B5102250	
3/8"	300	80	10	B1102300		B5102300	
3/8"	400	60	10	B1102400		B5102400	
3/8"	500	60	10	B1102500		B5102500	
3/8"	1000	1				B5121000	
1/2"	30	520	10	B1100330		B5100330	
1/2"	40	370	10	B1100340		B5100340	
1/2"	50	300	10	B1100350		B5100350	
1/2"	60	250	10	B1100360		B5100360	
1/2"	70	240	10	B1100370		B5100370	
1/2"	80	210	10	B1100380		B5100380	
1/2"	90	150	10	B1100390		B5100390	
1/2"	100	140	10	B1103100		B5103100	

Ø	LONGITUD			COD. NEGRO	€	COD. ZINCADO	€
1/2"	110	140	10	B1103110			
1/2"	120	120	10	B1103120		B5103120	
1/2"	140	80	10	B1103140		B5103140	
1/2"	150	110	10	B1103150		B5103150	
1/2"	160	100	10	B1103160		B5103160	
1/2"	180	100	10	B1103180		B5103180	
1/2"	200	70	10	B1103200		B5103200	
1/2"	220	70	10	B1103220			
1/2"	250	70	10	B1103250		B5103250	
1/2"	300	70	10	B1103300		B5103300	
1/2"	400	50	5	B1103400		B5103400	
1/2"	500	40	5	B1103500		B5103500	
1/2"	600	1				B5103600	
1/2"	800	1				B5103800	
1/2"	1000	1		B1131000		B5131000	
1/2"	1500	1				B5131500	
1/2"	2000	1				B5132000	
3/4"	30	230	10			B5100430	
3/4"	40	220	10	B1100440		B5100440	
3/4"	50	180	10	B1100450		B5100450	
3/4"	60	150	10	B1100460		B5100460	
3/4"	70	130	10			B5100470	
3/4"	80	120	10	B1100480		B5100480	
3/4"	90	120	10			B5100490	
3/4"	100	100	10	B1104100		B5104100	
3/4"	110	100	10			B5104110	
3/4"	120	70	10	B1104120		B5104120	
3/4"	140	70	10	B1104140		B5104140	
3/4"	150	60	10	B1104150		B5104150	
3/4"	160	60	10	B1104160		B5104160	
3/4"	180	60	10	B1104180		B5104180	
3/4"	200	50	10	B1104200		B5104200	
3/4"	250	40	10	B1104250		B5104250	
3/4"	300	50	10	B1104300		B5104300	
3/4"	400	30	5	B1104400		B5104400	
3/4"	500	30	5	B1104500		B5104500	
3/4"	600	1				B5104600	
3/4"	800	1				B5104800	
3/4"	1000	1				B5141000	
3/4"	1500	1				B5141500	
3/4"	2000	1				B5142000	

BOBINA ROSCADA AMBOS EXTREMOS ROSCA CÓNICA ISO 7/1 (EN 10226-1) DIN 2982 (EN 10241)



Ø	LONGITUD		COD. NEGRO	€	COD. ZINCADO	€
1"	40	140 10	B1100540		B5100540	
1"	50	140 10	B1100550		B5100550	
1"	60	120 10	B1100560		B5100560	
1"	70	100 10			B5100570	
1"	80	80 10	B1100580		B5100580	
1"	90	80 10			B5100590	
1"	100	60 10	B1105100		B5105100	
1"	120	60 10	B1105120		B5105120	
1"	140	50 10	B1105140		B5105140	
1"	150	40 10	B1105150		B5105150	
1"	160	40 10	B1105160		B5105160	
1"	180	40 10	B1105180		B5105180	
1"	200	30 10	B1105200		B5105200	
1"	250	30 10	B1105250		B5105250	
1"	300	30 10	B1105300		B5105300	
1"	400	25 5	B1105400		B5105400	
1"	500	20 5	B1105500		B5105500	
1"	600	1			B5105600	
1"	800	1			B5105800	
1"	1000	1			B5151000	
1"	1500	1			B5151500	
1"	2000	1			B5152000	
1 1/4"	40	80 10	B1100640		B5100640	
1 1/4"	50	60 10	B1100650		B5100650	
1 1/4"	60	60 10	B1100660		B5100660	
1 1/4"	70	40 10	B1100670		B5100670	
1 1/4"	80	50 10	B1100680		B5100680	
1 1/4"	100	40 10	B1106100		B5106100	
1 1/4"	120	30 10	B1106120		B5106120	
1 1/4"	140	25 5	B1106140		B5106140	
1 1/4"	150	25 5	B1106150		B5106150	
1 1/4"	160	25 5	B1106160		B5106160	
1 1/4"	180	25 5	B1106180		B5106180	
1 1/4"	200	20 5	B1106200		B5106200	
1 1/4"	250	15 5	B1106250		B5106250	
1 1/4"	300	20 5	B1106300		B5106300	
1 1/4"	400	16 2	B1106400		B5106400	
1 1/4"	500	16 2	B1106500		B5106500	
1 1/4"	600	1			B5106600	
1 1/4"	800	1			B5106800	
1 1/4"	1000	1			B5161000	
1 1/2"	40	80 10	B1100740		B5100740	
1 1/2"	50	40 10	B1100750		B5100750	
1 1/2"	60	50 10	B1100760		B5100760	
1 1/2"	70	40 10			B5100770	
1 1/2"	80	40 10	B1100780		B5100780	
1 1/2"	100	30 5	B1107100		B5107100	
1 1/2"	120	25 5	B1107120		B5107120	
1 1/2"	140	20 5	B1107140		B5107140	
1 1/2"	150	20 5	B1107150		B5107150	
1 1/2"	160	20 5	B1107160		B5107160	
1 1/2"	180	20 5	B1107180		B5107180	
1 1/2"	200	15 5	B1107200		B5107200	
1 1/2"	250	10 5	B1107250		B5107250	
1 1/2"	300	20 5	B1107300		B5107300	
1 1/2"	400	12 2	B1107400		B5107400	
1 1/2"	500	12 2	B1107500		B5107500	
1 1/2"	600	1			B5107600	
1 1/2"	700	1			B5107700	
1 1/2"	800	1			B5107800	
1 1/2"	1000	1			B5171000	

Ø	LONGITUD		COD. NEGRO	€	COD. ZINCADO	€
2"	40	40 5			B5100840	
2"	50	40 5			B5100850	
2"	60	30 5	B1100860		B5100860	
2"	80	24 6	B1100880		B5100880	
2"	90	20 5			B5100890	
2"	100	20 5	B1108100		B5108100	
2"	120	16 4	B1108120		B5108120	
2"	140	12 4	B1108140		B5108140	
2"	150	12 4	B1108150		B5108150	
2"	160	12 4	B1108160		B5108160	
2"	180	12 4	B1108180		B5108180	
2"	200	12 4	B1108200		B5108200	
2"	250	9 3	B1108250		B5108250	
2"	300	12 4	B1108300		B5108300	
2"	400	10 2	B1108400		B5108400	
2"	500	12 2	B1108500		B5108500	
2"	600	1			B5108600	
2"	800	1			B5108800	
2"	1000	1			B5181000	
2 1/2"	80	12 4	B1100A80		B5100A80	
2 1/2"	100	12 4	B110A100		B510A100	
2 1/2"	120	8 4	B110A120		B510A120	
2 1/2"	140	6 3	B110A140		B510A140	
2 1/2"	150	6 3	B110A150		B510A150	
2 1/2"	160	6 3	B110A160		B510A160	
2 1/2"	180	6 3	B110A180		B510A180	
2 1/2"	200	6 3	B110A200		B510A200	
2 1/2"	250	4 4	B110A250		B510A250	
2 1/2"	300	8 4	B110A300		B510A300	
2 1/2"	400	6 2			B510A400	
2 1/2"	500	5 1			B510A500	
2 1/2"	600	1			B510A600	
2 1/2"	800	1			B510A800	
2 1/2"	1000	1			B51A1000	
3"	80	12 4	B1100B80		B5100B80	
3"	100	8 2	B110B100		B510B100	
3"	120	8 2	B110B120		B510B120	
3"	140	4 2	B110B140		B510B140	
3"	150	6 2	B110B150		B510B150	
3"	160	4 2			B510B160	
3"	180	4 2	B110B180		B510B180	
3"	200	4 2	B110B200		B510B200	
3"	250	4 2	B110B250		B510B250	
3"	300	6 2	B110B300		B510B300	
3"	400	4 2			B510B400	
3"	500	4 2			B510B500	
4"	80	5 1	B1100C80		B5100C80	
4"	100	4 2	B110C100		B510C100	
4"	120	3 1	B110C120		B510C120	
4"	140	3 1	B110C140		B510C140	
4"	150	3 1	B110C150		B510C150	
4"	160	3 1	B110C160		B510C160	
4"	180	2 1	B110C180		B510C180	
4"	200	6 2	B110C200		B510C200	
4"	250	4 2	B110C250		B510C250	
4"	300	3 1	B110C300		B510C300	
4"	400	3 1			B510C400	
4"	500	3 1			B510C500	



ATUSA GRUPO EMPRESARIAL S.A.

Polígono Industrial ATUSA - Agurain
01200 SALVATIERRA - Álava - **ESPAÑA**

Tel. +34 945 180000

comercial@atusagroup.com

www.atusagroup.com